




Technische
Universität
Braunschweig

Institut für mobile
Maschinen und Nutzfahrzeuge **WW**



Discrete Element Method – Project excerpt



Discrete Element Method applications

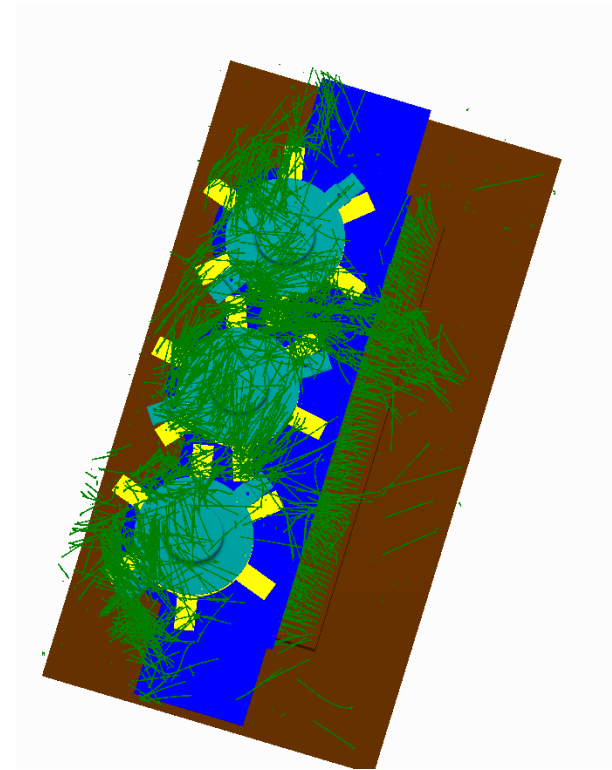
The Discrete Element Method (DEM) is used to model

- conveying
- cutting
- mixing
- and digging processes

in agricultural and construction machinery.

The aim of the DEM simulation is to investigate interactions between tools and stalks, soils or other agricultural materials independently from, growing stage of plants, test machines, weather and further external factors.

In addition the understanding of various agricultural processes can be improved as a basis for future developments.



DEM simulation of a mowing process

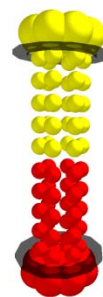
The mowing process of a rotary mower was modelled with the DEM.

The model includes:

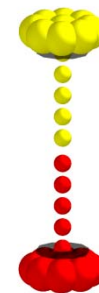
- Grass stalks consisting of single particles
- Particles connected by flexible bonds
- Geometry of cutting tools

Additionally a multi-body-coupling simulation was implemented to get realistic cutting blade motions.

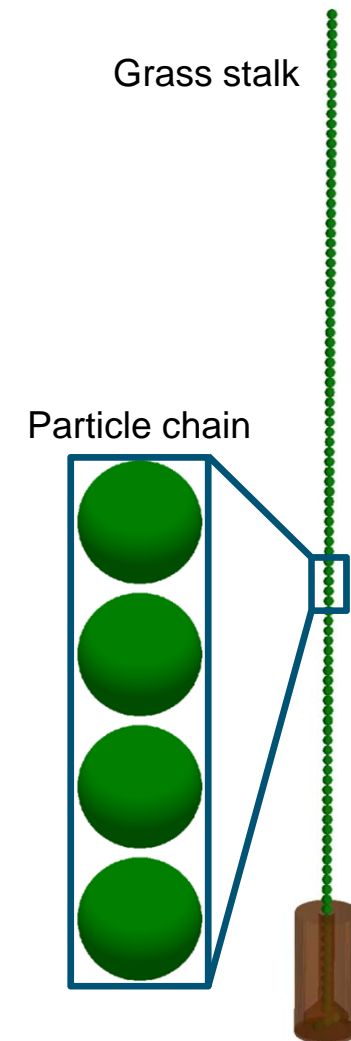
Dipl.-Ing. Sebastian Kemper
B.Sc. Florian Schramm



Ring structure



Chain structure



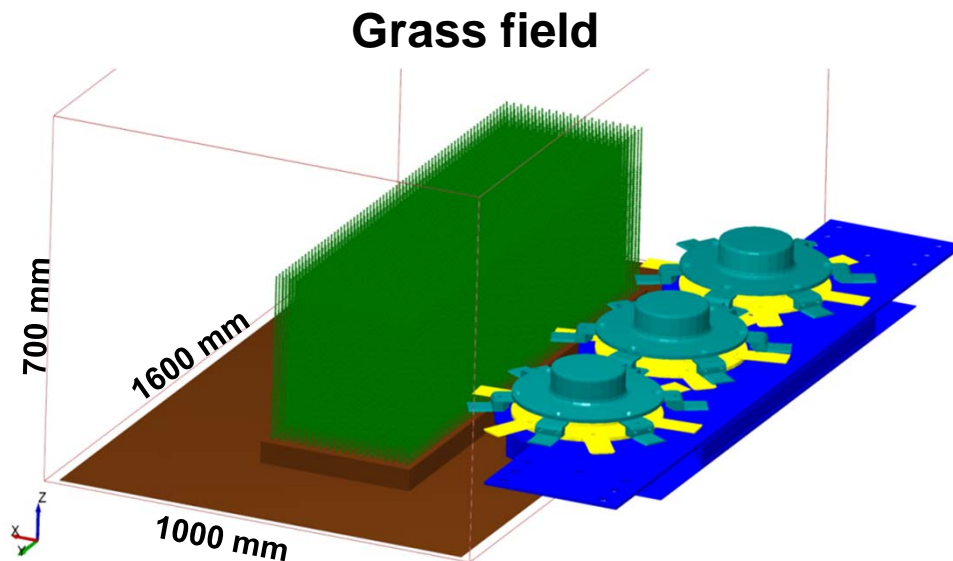
Grass stalk

Particle chain

DEM simulation of a mowing process


The mower bar is equipped with three mowing units and each unit consists of two cutting discs.

Density 25000 stalks per m²



Example : Crop flow simulation for a mower with three cutting units:

- 6 blades on each disc
- Upper blade speed 20 m/s
- Lower blade speed 50 m/s
- Counter rotating discs



Dipl.-Ing. Sebastian Kemper

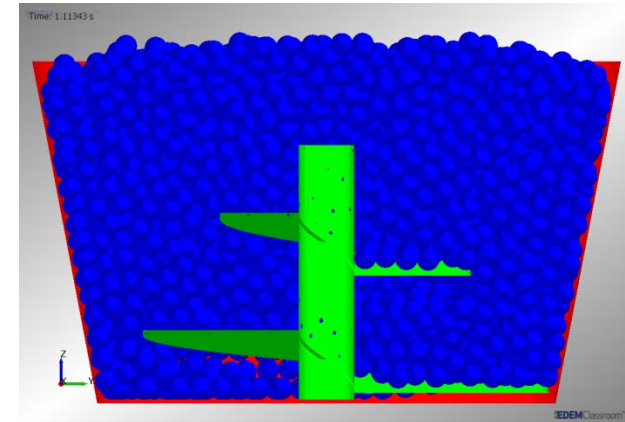
DEM simulation of a mixing process in a mixing wagon

The mixing process was modelled in order to get a detailed understanding of the mixing process and its main influencing factors.

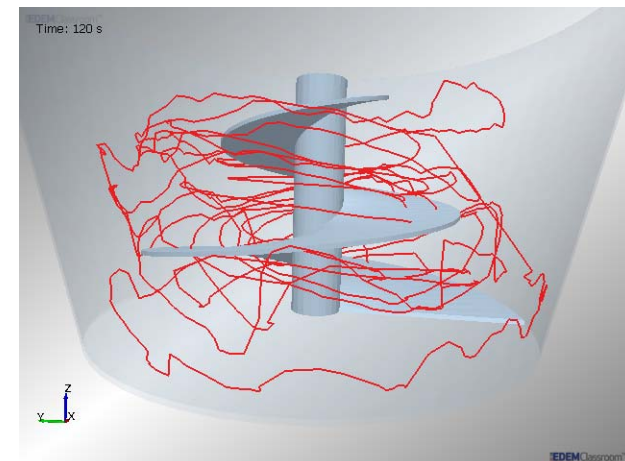
The model includes:

- Fodder consisting of one or more particles
- Mixing screw

For parameterisation and validation angle of response tests were carried out with silage.



Mixing wagon filled with particles



Trajectory of a fodder particle in the mixing wagon

Bachelor Thesis Mirko Brütt and Raphael Joswig

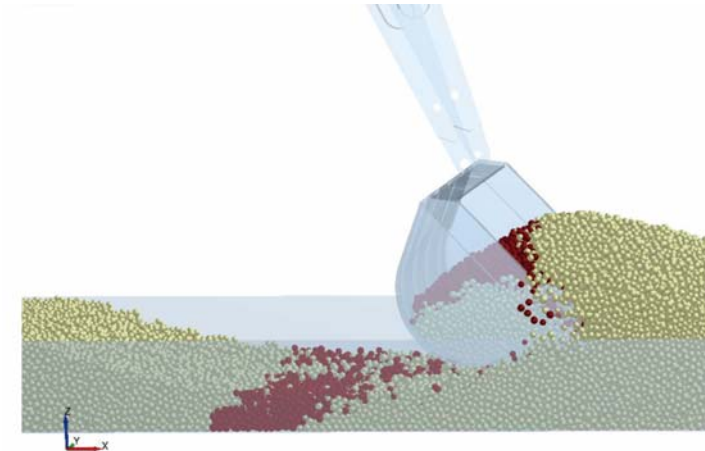
DEM simulation of a digging process

With the DEM the digging process of an excavator modelled.

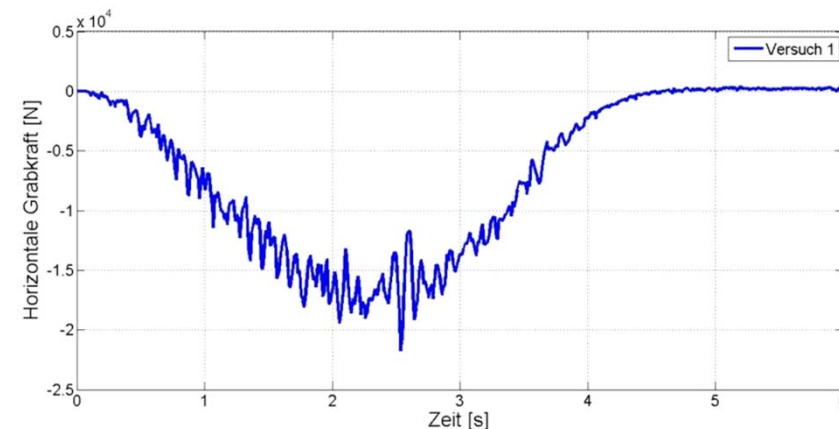
The model includes:

- Soil with different size distribution
- Particles consisting of one or more spheres
- Excavator bucket

For soil parameterisation literature data was used to specify interaction properties between soil and soil-tool-contacts.




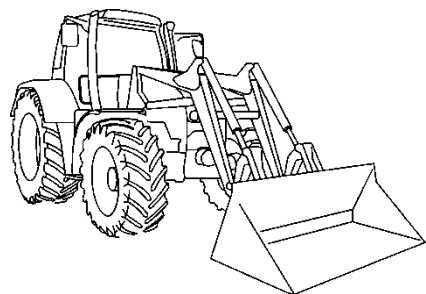
Digging process



Pressure distribution in the bucket due to the digging process

Master Thesis B.Sc. Zhen Pan

Thank you for your attention!



Technische Universität Braunschweig
Institut für mobile Maschinen und
Nutzfahrzeuge

Langer Kamp 19a
38106 Braunschweig

Contact:

Dipl.-Ing. Sebastian Kemper
Tel.: +49 (0) 531 391-2667
Fax: +49 (0) 531 391-5951
s.kemper@tu-braunschweig.de
www.tu-braunschweig.de/imm

